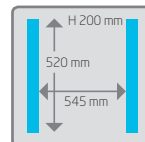
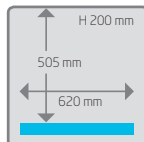


## SEAL CONFIGURATIE M4, M5 & M6

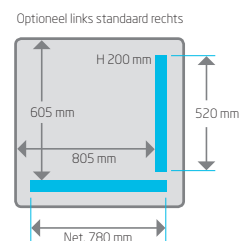
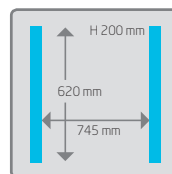
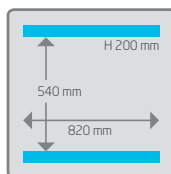


MODEL M4, M5, M6

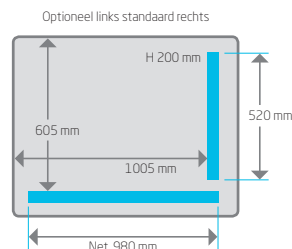
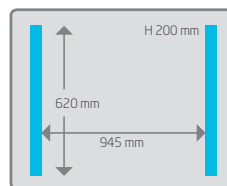
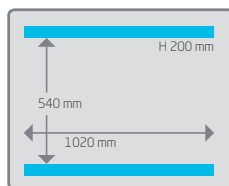
### M4 opties:



### M5 opties:



### M6 opties:



## SPECIFICATIES M4, M5 & M6

### RVS DEKSEL VLAKKE VACUÛMKAMER

	SEALLENTE			MAX. PRODUCT HOOGTE	NETTO KAMERAFMETINGEN (wxdxh)	BUITEN AFMETINGEN (wxdxh)	STANDAARD VOLTAGE*	VERMOGEN	GEWICHT
	L	S&S	L&S						
<b>M4</b>	620	2 x 520		200	max. 620 x 505 x 200 (L)	735 x 900 x 1130 (1470**)	400-3-50 Hz	3,3 kW	180 kg
<b>M5</b>	2 x 820	2 x 620	780 x 520	210	max. 805 x 605 x 200 (LS)	935 x 1000 x 1140 (1540**)	400-3-50 Hz	3,5 kW	240 kg
<b>M6</b>	2 x 1020	2 x 620	980 x 520	210	max. 1005 x 605 x 200 (LS)	1135 x 1000 x 1140 (1540**)	400-3-50 Hz	3,5 kW	280 kg

Afmeting in mm \*Machines kunnen met alle gangbare voltages worden uitgerust \*\*Geopende deksel neemt meer ruimte in

## OPTIE M4, M5 & M6

	DIGITALE TIJDBESTURING	SENSOR BESTURING	SEAL	SEAL CONFIGURATIE	BEGASSING	POMP CAPACITEIT M <sup>3</sup>	CYCLUS TIJD
<b>M4</b>	10 programma's	sensor/H <sub>2</sub> O	dubbel/CC/CCC/2S***	L S&S	gas	40 or 63 m <sup>3</sup>	20-40 sec
<b>M5</b>	10 programma's	sensor/H <sub>2</sub> O	dubbel/CC/CCC/2S	L&L S&S L&S	gas	63 of 100 m <sup>3</sup>	25-35 sec
<b>M6**</b>	10 programma's	sensor/H <sub>2</sub> O	dubbel/CC/CCC/2S	L&L S&S L&S	gas	100 m <sup>3</sup>	25-35 sec

Model M6 standaard dekselhoogte 210 mm, optioneel 260 mm

\*\*\*CC = Clean Cut, CCC = Clean Cut Controlled, 2S = Two Sides