

HENKOVAC TRAY SEALERS:

EASY AND QUICK MOULD CHANGE, EASY ACCESS,
EASY TO CLEAN

"Packaging of meat, vegetables, fruit, ready made meals portioned in practical trays with a professional presentation"

The TPS 1000 and TPS 2000 are especially designed for easy and fast mould changes which consists off relatively light components. The transparent cover allows quick and full access for the mould change, loading and guiding the film and thorough cleaning of the machine. The TPS 2000 has 2 moulds which doubles the production capacity compared to the TPS 1000 or adds flexibility with the installation of 2 different moulds. This only requires changing the settings at the control panel for switching to a different tray dimension. The TPS range can be equipped with a special oxygen Busch pump for gasflush > 21% and photocell for centering printed film. The loading area can be extended, the exit belt can be motorized and the control unit has connections for auxiliary equipment.

TRAY SEALER TPS 2000











SPECIFICATIONS TRAY SEALERS

	MACHINE DIMENSION	WORK HEIGHT	PUMP	CYCLE TIME	VOLTAGE*	POWER CONSUMPTION	AIR PRESSURE REQUIRED	WEIGHT
TPS 1000	4350 x 1180 x 1550	850	100 m ³	10-15 sec	400V-3-50Hz	6 kW	6 bar max. 400ltr/min.	950 kg
TPS 2000	4750 x 1180 x 1550	850	160 m ³	10-15 sec	400V-3-50 Hz	10 kW	6 bar max. 400ltr/min.	1100 kg

	MAX DIMENSION TRAY	MAX HEIGHT TRAY	MAX WIDTH FILM	MAX DIAMETER FILM ROLL	CORE DIAMETER FILM ROLL
TPS 1000	350 x 260	25 - 120	450	440	76
TPS 2000	2X 350 x 260	25 - 120	450	440	76

Dimensions in mm *Machines can be supplied with all worldwide voltages applicable

MAXIMUM TRAY DIMENSIONS

MOULD CONFIGURATION TPS 1000 & TPS 2000 (LxDxH)		
1:1	350 x 260 x 120	
1:2	150 x 260 x 120	
1:3	120 x 260 x 120	
1:4	90 x 260 x 120	
1 x round	Ø 260 x 120	
2 x round	Ø 150 x 120	
3 x round	Ø 120 x 120	
4 x round	Ø 90 x 120	

Dimensions in mm

OPTIONS TRAY SEALER

- > 100 m³ Oxygen protected vacuum pump
- > Motorized exit belt
- > Additional loading area, per meter