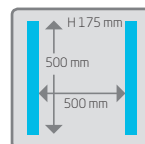




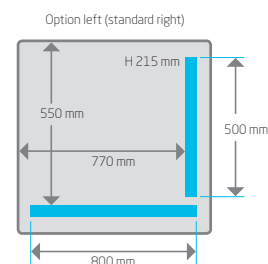
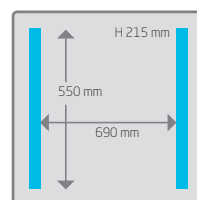
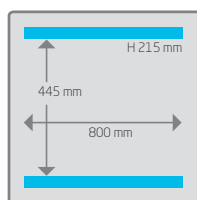
MOBILE M7, M8

## SEAL CONFIGURATIONS M7 & M8

M7



M8 options:



## SPECIFICATIONS M7 & M8

### ALUMINUM COVER & CHAMBER

	SEAL LENGTH	MAX. PRODUCT HEIGHT	USEFUL CHAMBER SIZE (wxDxH)	OUTSIDE DIMENSION (wxDxH)	STANDARD VOLTAGE*	POWER CONSUMPTION	WEIGHT
<b>M7</b>	500	175	500 x 500 x 175	695 x 680 x 1035	400-3-50 Hz	3,3 kW	150 kg
<b>M8</b>	2 x 800 2 x 550 800 x 500	215	max 800 x 500 x 215	905 x 755 x 1060	400-3-50 Hz	3,5 kW	200 kg

Dimensions in mm \*Machines can be supplied with all world wide voltages applicable

## OPTIONS M7 & M8

	DIGITAL TIME CONTROL	SENSOR CONTROL	SEAL	SEAL CONFIGURATION	GAS	PUMP CAPACITY M <sup>3</sup>	CYCLE TIME
<b>M7</b>	10 programs	sensor/H <sub>2</sub> O	Double/CC/CCC/2S**	S&S	gas	40 or 63 m <sup>3</sup>	25-35 sec
<b>M8</b>	10 programs	sensor/H <sub>2</sub> O	Double/CC/CCC/2S	L&L S&S L&S	gas	63 or 100 m <sup>3</sup>	20-40 sec

\*\*CC = Clean Cut, CCC = Clean Cut Controlled, 2S = Two Sides